

## Pakistan

### Women and Elections 2018

Pakistan's General Elections 2018 were conducted under the Elections Act, 2017. A landmark legislation unifying laws relating to the conduct of elections, it has some far reaching provisions for women's inclusion and participation in the political process. This affirmative action was necessary because of the gap between male-female registered voters and those turning out to vote, which has improved only marginally over the years.

Two key provisions of the Elections Act 2017 for women are:

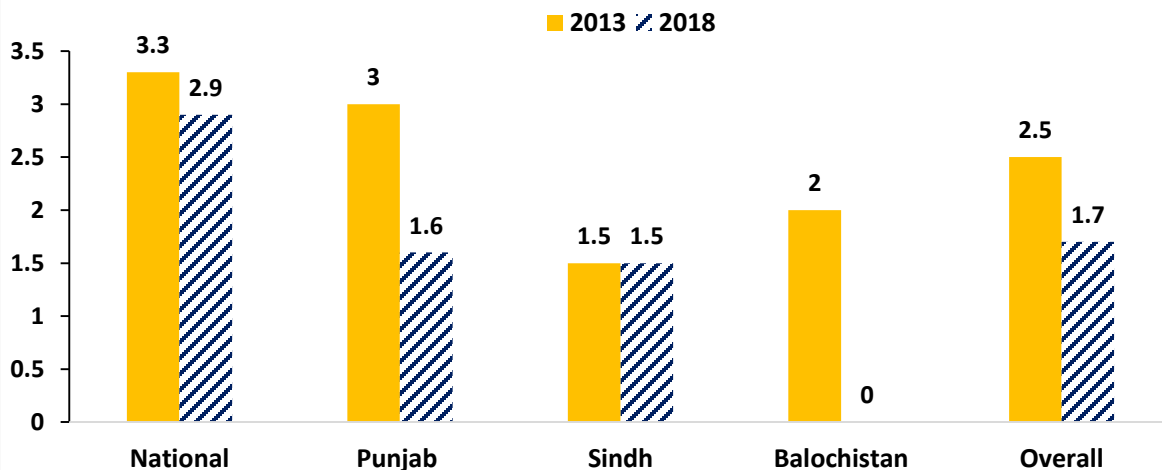
#### Section 9: Power of the Commission to declare a poll void

- (1) Stipulates that due to “grave illegalities or such violations ... that materially affected the result of the poll at one or more polling stations or in the whole constituency including implementation of an agreement restraining women from casting their votes...” the Commission can call for a re-poll. In the *Explanation* to the section the Act says: “If the turnout of women voters is less than ten percent of the total votes polled in a constituency, the Commission may presume that women voters have been restrained through an agreement from casting their votes and may declare, polling at one or more polling stations in the whole constituency void.”

#### Section 206: Selection for elective offices

- (2) It provides that “A political party shall ... while making the selection of candidates on general seats shall ensure at least five percent representation of women candidates.”  
Leading political parties have tried to fulfill the legal requirement.

#### Women Elected on General Seats (% of total general seats)



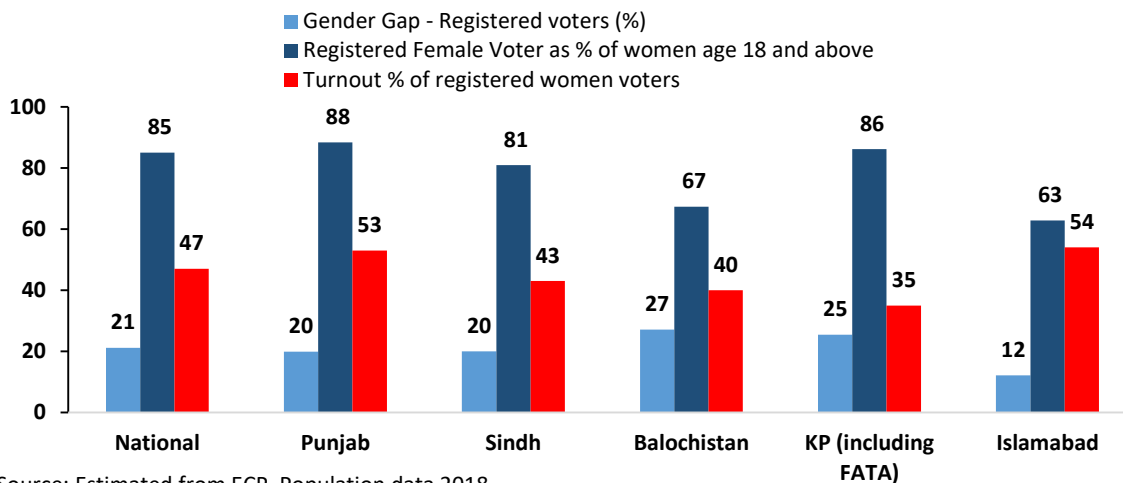
Source: Aurat Foundation & ECP data, 2018

Note: In KP assembly no woman was elected on general seat.

## A Glimpse of 2018 Elections

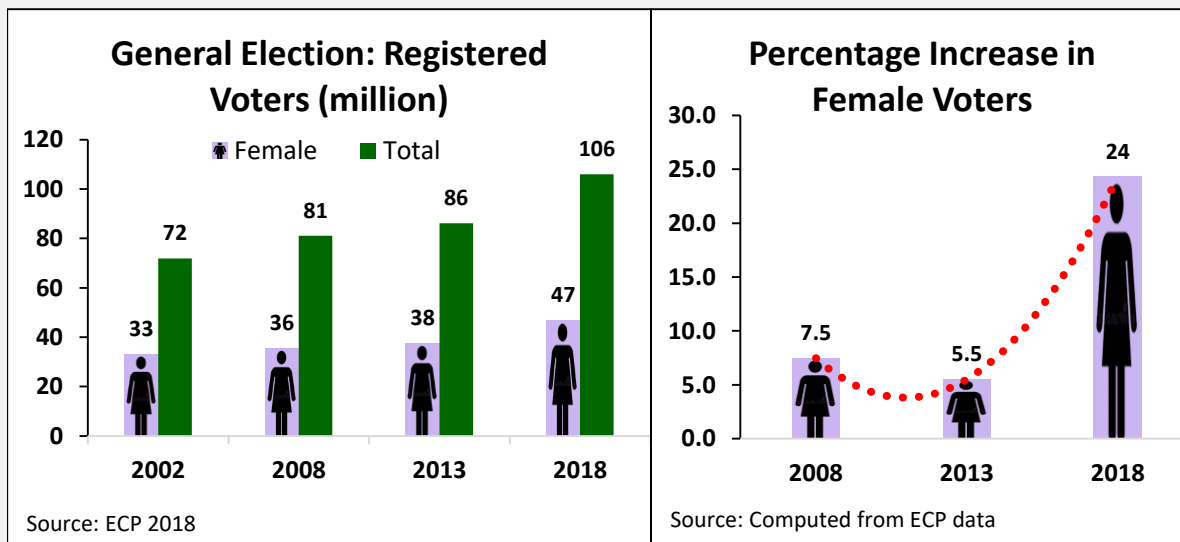
Leading political parties have tried to fulfill the legal requirement. A total of 464 women contested for general seats in the National and Provincial Assemblies: 175 women campaigned as independent candidates and 289 women on political party tickets. 8 women were elected directly to the national assembly and 7 to the provincial assembly (total 15).

### Registered Female Voters



Source: Estimated from ECP, Population data 2018  
Source: Turnout estimates from FAFEN, August 2018

### Women Voters and Turnout



Source: ECP 2018

Source: Computed from ECP data

This infographic was developed by the Center of Gender and Policy Studies (CGaPS) for the National Commission on the Status of Women (NCSW) and Awaz-e-Niswan (AAN- national network of women voters).

Please send any comments on the infographic to CGaPS at [program.cgaps@gmail.com](mailto:program.cgaps@gmail.com)

CGaPS gratefully acknowledges the support of UN Democracy Fund (UNDEF).

